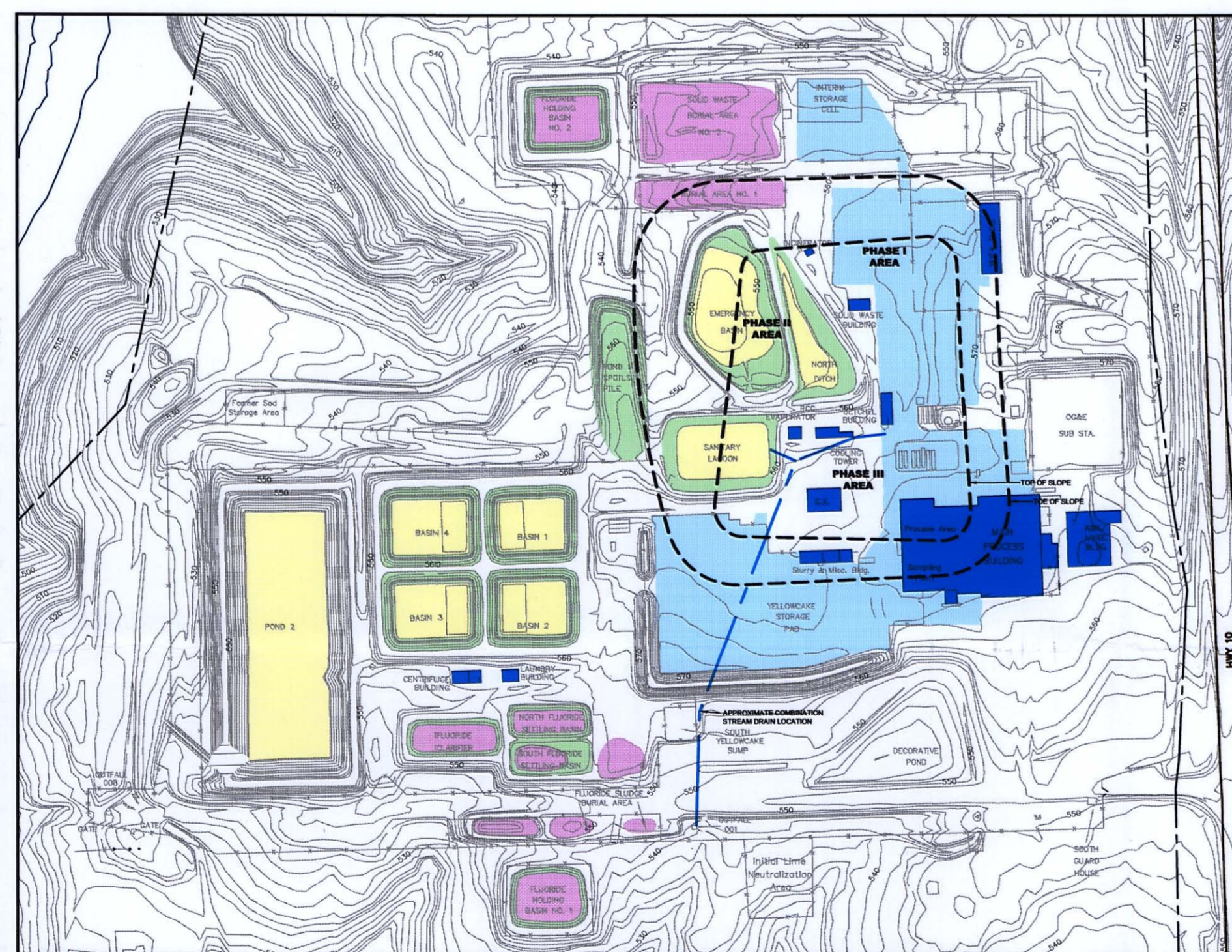



SCALE: HORIZ. 1"=60'  
VERT. 1"=60'

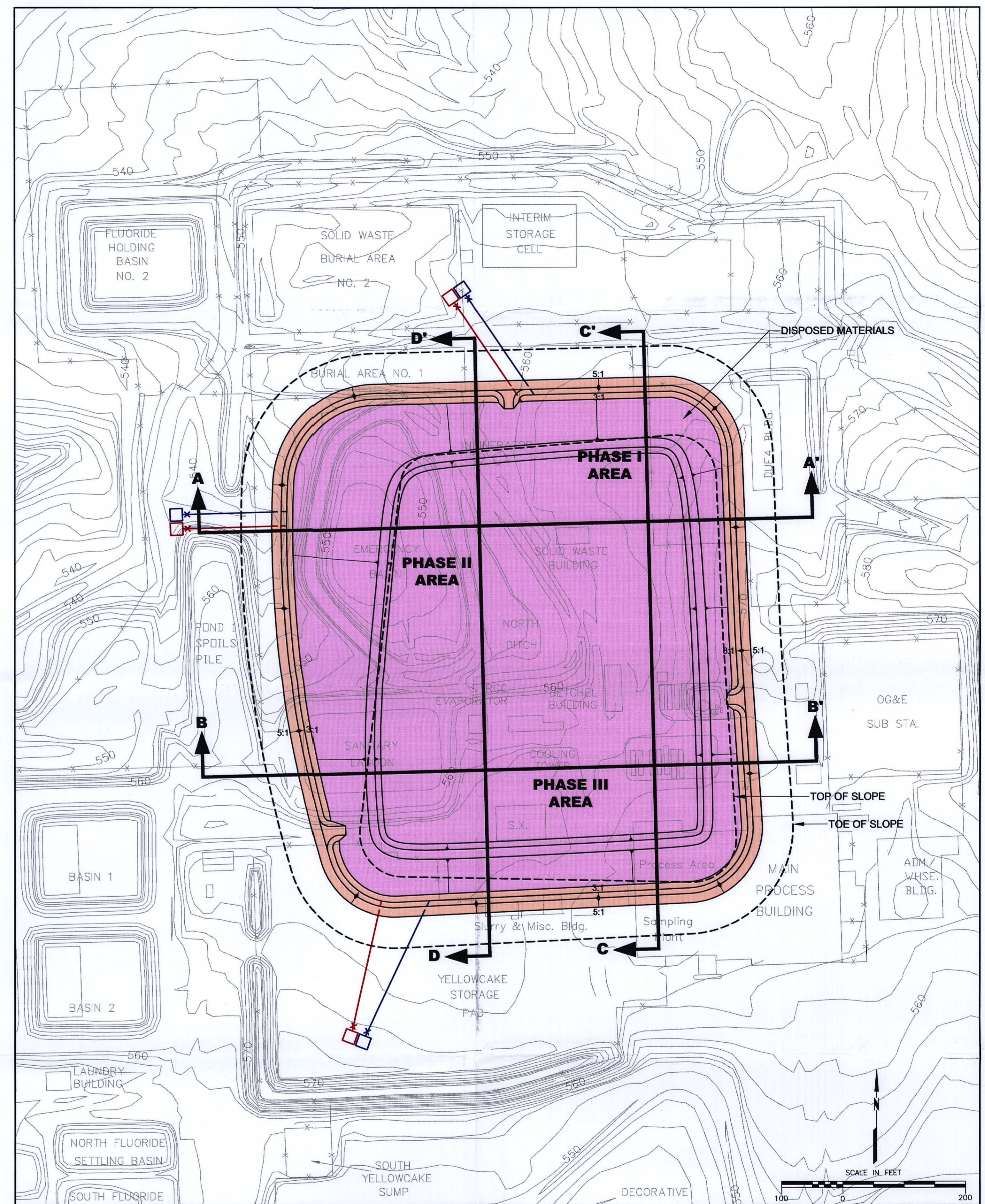
DISPOSAL CELL CROSS SECTIONS



**EXCAVATION LEGEND**  
 EXCAVATED FOR BERM MATERIAL [hatched pattern]  
 EXCAVATED FOR INTERIOR MATERIAL [hatched pattern]  
 NOTE: SEE DRAWING 2 FOR DISPOSED MATERIAL LEGEND



LOCATION OF MATERIALS TO BE REMOVED OR EXCAVATED FOR THIS PHASE



DISPOSAL CELL LAYOUT

No.	DESCRIPTION	BY	CHKD.	APPROVED	DATE
1	ISSUED FOR PERMITTING	CLS			12/02
2	UPDATED LINER SYSTEM	CLS			8/03
3	DISPOSAL CELL CONSTRUCTION PLAN	CLS			2/04
4	MODIFIED FROM SETTLEMENT AGREEMENT	CLS			2/05

DWG No.	DRAWING TITLE

ENGINEERING RECORD	BY	DATE
PRELIMINARY DESIGN	CLS	10/02
CELL OPERATIONS	DAS	2/04
ODEQ MODIFICATIONS	CLS	9/04

PREPARED BY

Fort Collins, CO  
970 223-9600

PREPARED FOR

TITLE			
<b>COMPLETED CELL LAYOUT</b>			
PROJECT: 100734	DATE: FEBRUARY 2005	DRAWING	REVISION
SCALE: AS SHOWN	ASD FILE: SITE-06-09-REV-D	9	

D-06